

Middletown										
Budget to Actual 1										
Fiscal Year	A	B	C	D	E	F	G	H	I	J
	2016	2017	2018	2018	2018	2018	2019	2020	2021	2022
1 Levy	45,428	46,847	-	47,025	47,025	47,025	-	-	-	-
2 PILOT and Tax Treaties (Included in levy)	-	-	-	-	-	-	-	-	-	-
3 PILOT and Tax Treaties (excluded from levy)	-	-	-	-	-	-	-	-	-	-
4 Adjustments to Current Year Levy	48	(155)	-	(9)	(9)	(9)	-	-	-	-
5 Adjustments to Prior Year's Levy	-	(12)	-	-	-	-	-	-	-	-
6 Current Year Collection Rate	98.3%	99.7%	0.0%	97.8%	56.5%	97.7%	0.0%	0.0%	0.0%	0.0%
	Audited Actual**	Audited Actual**	Budget	Amended Budget	Actual	Projected	Year 2 Forecast	Year 3 Forecast	Year 4 Forecast	Year 5 Forecast
	Total MTPA*	Total MTPA*	Total MTPA*	Total MTPA*	Total MTPA*	Total MTPA*	Total MTPA*	Total MTPA*	Total MTPA*	Total MTPA*
7 Property Tax	45,517	47,270	-	47,277	27,468	47,124	-	-	-	-
8 Local Non-Property Tax Revenues	5,730	6,045	-	5,477	3,647	5,777	-	-	-	-
9 Federal Aid	1,861	2,832	-	1,508	617	1,508	-	-	-	-
10 State Aid	2,463	2,555	-	3,138	1,287	3,291	-	-	-	-
11 Other Revenue	245	202	-	158	136	158	-	-	-	-
12 Municipal Education Appropriation	-	-	-	-	-	-	-	-	-	-
13 Total Revenue	55,816	58,903	-	57,558	33,155	57,858	-	-	-	-
14 Financing Sources	6,799	330	-	574	90	574	-	-	-	-
15 Compensation	8,443	8,730	-	9,078	4,627	9,078	-	-	-	-
16 Overtime	1,434	1,555	-	1,189	849	1,498	-	-	-	-
17 Health Insurance	1,257	1,170	-	1,301	622	1,301	-	-	-	-
18 Other Benefits	1,052	1,181	-	1,244	654	1,244	-	-	-	-
19 Pension	4,221	3,587	-	2,906	1,433	2,906	-	-	-	-
20 OPEB	1,638	2,336	-	3,022	1,486	3,022	-	-	-	-
21 Operations	8,316	8,526	-	9,239	4,680	9,230	-	-	-	-
22 Municipal Education Appropriation	25,465	26,776	-	26,299	11,988	26,299	-	-	-	-
23 Municipal Debt Service	3,052	2,651	-	2,995	685	2,995	-	-	-	-
24 School Debt Service	552	517	-	1,177	522	1,177	-	-	-	-
25 Total Expenditures	55,429	57,028	-	58,449	27,546	58,749	-	-	-	-
26 Financing Uses	6,946	280	-	227	-	227	-	-	-	-
27 Net Change in Fund Balance (row 13+14-25-26)	240	1,925	-	(545)	-	(545)	-	-	-	-
28 Appropriated Fund Balance	-	-	-	545	-	545	-	-	-	-
29 Prior Period Adjustments - MTP Non-audit	-	(100)	-	-	-	-	-	-	-	-
30 Prior Period Adjustments - Audit	-	11	-	-	-	-	-	-	-	-
31 Total Prior Period Fund Balance (Rows 32 to 36)	-	14,778	-	-	-	-	-	-	-	-
32 Non-spendable***	3,856	4,460	-	-	-	-	-	-	-	-
33 Restricted***	-	80	-	-	-	-	-	-	-	-
34 Committed	4,901	5,280	-	-	-	-	-	-	-	-
35 Assigned	909	1,845	-	-	-	-	-	-	-	-
36 Unassigned	5,112	4,948	-	-	-	-	-	-	-	-

*Total MTPA or Total Municipal Transparency Amount, is the financial activity for all reportable funds and is available for all reporting periods. For schools this reflects all funds of the school department excluding internal service and fiduciary funds, while for municipalities this includes financial statement general fund and some other funds such as special revenue, enterprise, and debt service. Inclusion and or exclusion of funds is based on Municipal Transparency Portal Implementation Guidance. In general, excluded funds from municipal reporting are fiduciary, capital project, internal service, water, sewer, and storm water. Some Funds may be added or removed from one year to the next.

**The amounts reported in the columns with the headings marked Audited Actual (A,B) are derived from annual audit reports

***Fund balance classifications (rows 32 and 33) may include net position if Enterprise Fund activity is reported.

^ This Transparency Report is required under RI General Law 45-12-22.2 (d) to be signed and posted to the Municipality's website. Any missing data from any of the columns is due to this information not being currently available, the Municipality/School District failing to report in a prior period, or the information is not applicable.

^^ The data found in this report has been summarized for the purposes of display. The raw data which includes department level information along with visualization tools, definitions, as well as a listing of definition and coding changes between years can be found by going to <http://www.municipalfinance.ri.gov/> and clicking on Municipal Transparency Portal tab. The Audited Actual information is derived from the MTP-2 report that can be found in the Municipality/Regional School District's corresponding fiscal year audit report under supplementary information. The details on which Funds are included in Total MTPA are provided in the Annual Supplemental Transparency Report (MTP2) and Combining Schedules of Reportable Government Services with Reconciliation to MTP2, which can be found in the annual audit reports.

^^ Report in thousands

Middletown school district										
Budget to Actual 1										
Fiscal Year	A	B	C	D	E	F	G	H	I	J
	2016	2017	2018	2018	2018	2018	2019	2020	2021	2022
1 Levy										
2 PILOT and Tax Treaties (Included in levy)										
3 PILOT and Tax Treaties (excluded from levy)										
4 Adjustments to Current Year Levy										
5 Adjustments to Prior Year's Levy										
6 Current Year Collection Rate										
	Audited Actual**	Audited Actual**	Budget	Amended Budget	Actual	Projected	Year 2 Forecast	Year 3 Forecast	Year 4 Forecast	Year 5 Forecast
	Total MTPA*	Total MTPA*	Total MTPA*	Total MTPA*	Total MTPA*	Total MTPA*	Total MTPA*	Total MTPA*	Total MTPA*	Total MTPA*
7 Property Tax	-	-	-	-	-	-	-	-	-	-
8 Local Non-Property Tax Revenues	-	-	-	-	-	-	-	-	-	-
9 Federal Aid	3,266	2,889	-	2,781	402	2,781	-	-	-	-
10 State Aid	8,759	8,681	-	8,592	3,137	8,592	-	-	-	-
11 Other Revenue	1,038	1,299	-	886	320	886	-	-	-	-
12 Municipal Education Appropriation	25,541	26,776	-	26,299	11,988	26,299	-	-	-	-
13 Total Revenue	38,604	39,645	-	38,558	15,846	38,558	-	-	-	-
14 Financing Sources	-	10,131	-	-	-	-	-	-	-	-
15 Compensation	20,444	21,155	-	21,585	6,884	21,585	-	-	-	-
16 Overtime	182	213	-	191	64	191	-	-	-	-
17 Health Insurance	3,395	3,091	-	3,569	1,069	3,569	-	-	-	-
18 Other Benefits	1,143	1,158	-	1,421	569	1,421	-	-	-	-
19 Pension	2,611	2,603	-	2,662	834	2,662	-	-	-	-
20 OPEB	188	516	-	239	129	239	-	-	-	-
21 Operations	9,825	10,838	-	12,288	5,647	12,288	-	-	-	-
22 Municipal Education Appropriation	-	-	-	-	-	-	-	-	-	-
23 Municipal Debt Service	-	-	-	-	-	-	-	-	-	-
24 School Debt Service	-	-	-	-	-	-	-	-	-	-
25 Total Expenditures	37,789	39,573	-	41,955	15,198	41,955	-	-	-	-
26 Financing Uses	-	-	-	-	-	-	-	-	-	-
27 Net Change in Fund Balance (row 13+14-25-26)	814	10,204	-	(3,398)		(3,398)	-	-	-	-
28 Appropriated Fund Balance	-	-	-	3,398		3,398	-	-	-	-
29 Prior Period Adjustments - MTP Non-audit	-	223								
30 Prior Period Adjustments - Audit	-	-								
31 Total Prior Period Fund Balance (Rows 32 to 36)	-	4,060								
32 Non-spendable***	-	-								
33 Restricted***	515	10,718								
34 Committed	901	1,573								
35 Assigned	2,644	2,195								
36 Unassigned	-	-								

*Total MTPA or Total Municipal Transparency Amount, is the financial activity for all reportable funds and is available for all reporting periods. For schools this reflects all funds of the school department excluding internal service and fiduciary funds, while for municipalities this includes financial statement general fund and some other funds such as special revenue, enterprise, and debt service. Inclusion and or exclusion of funds is based on Municipal Transparency Portal Implementation Guidance. In general, excluded funds from municipal reporting are fiduciary, capital project, internal service, water, sewer, and storm water. Some Funds may be added or removed from one year to the next.

**The amounts reported in the columns with the headings marked Audited Actual (A,B) are derived from annual audit reports

***Fund balance classifications (rows 32 and 33) may include net position if Enterprise Fund activity is reported.

^ This Transparency Report is required under RI General Law 45-12-22.2 (d) to be signed and posted to the Municipality's website. Any missing data from any of the columns is due to this information not being currently available, the Municipality/School District failing to report in a prior period, or the information is not applicable.


^^ The data found in this report has been summarized for the purposes of display. The raw data which includes department level information along with visualization tools, definitions, as well as a listing of definition and coding changes between years can be found by going to <http://www.municipalfinance.ri.gov/> and clicking on Municipal Transparency Portal tab. The Audited Actual information is derived from the MTP-2 report that can be found in the Municipality/Regional School District's corresponding fiscal year audit report under supplementary information. The details on which Funds are included in Total MTPA are provided in the Annual Supplemental Transparency Report (MTP2) and Combining Schedules of Reportable Government Services with Reconciliation to MTP2, which can be found in the annual audit reports.

^^ Report in thousands

All columns on pages 1 and 2, except for A and B, are based on the municipality's or school district's most currently available information at the time of submission and are unaudited; the financial information in these columns are subject to change.


This report encompasses the following reporting periods:

- o Adopted Budget Survey (§ 44-35-10 (b)) due within 30 days of final action on budget by Municipality/Regional School District
- o 5 Year Forecast (§ 44-35-10 (c)) due within 30 days of final action on budget by Municipality/Regional School District
- o Budget to Actual (§ 45-12-22.2 (b)) due 25 days after fiscal quarters 2, 3, and 4
- o Municipal Data Report (§ 45-12-22.2 (c)) due prior to finalization of Municipal/Regional School District audit (included in final audit as supplementary information).




Municipal Chief Executive Officer

4/23/2018
Date




Municipal Chief Financial Officer

4/23/18
Date



Superintendent of Schools

4/23/18
Date



School Business Manager

4/23/18
Date